

How to Register for the Surrogate and Foster Parent Training Module

1. Go to <https://esc9.catalog.instructure.com/> and select the English or Spanish version. This is the URL you will always use to login to this course.

The screenshot shows the top navigation bar with the "REGION EDUCATION SERVICE CENTER" logo and a "Login" link. Below are two course cards. The left card is for the English version, titled "Surrogate/Foster Parent Training", with a start date of "Started Oct 9, 2018" and a "FREE" price tag. The right card is for the Spanish version, titled "Preparación Para ser un Padre Sustituto/Padre Adoptivo", with a start date of "Started Oct 29, 2018" and a "FREE" price tag. Both cards feature the "SPEDlex" and "TEA" logos and include a right-pointing arrow button at the bottom.

2. Click the arrow (>) button and follow instructions to [Enroll](#).

The screenshot shows the enrollment page for the English version of the course. It features the "REGION EDUCATION SERVICE CENTER" logo and a "Login" link at the top. The main content area has a large graphic on the left with the "SPEDlex" and "TEA" logos. To the right of the graphic, the course title "Surrogate/Foster Parent Training" is displayed, along with the start date "Started Oct 9, 2018" and a prominent blue "ENROLL" button.



A surrogate parent or foster care parent may be needed to represent a student with a disability during the special education process as outlined by the Individuals with Disabilities Education Improvement Act (IDEA). To serve in this important role, an individual must meet several criteria, one of which is to complete a training that has been identified to meet the minimal standards established by the Texas Education Agency.

3. Enter your name and email address. Agree to the Terms of Use and click [Enroll in Course](#).



Surrogate/Foster Parent
Training

Course Started Oct 9, 2018
Already have an account? [Sign in here](#)

Full Name

Email

I agree to the Acceptable Use Policy and acknowledge the Privacy Policy.

[Enroll in Course](#)

4. A confirmation email will be sent to the email you entered.



Almost there! A confirmation email has been sent.

Locate it and follow the instructions to complete the registration process.

Please check your email account now.

Can't find your email? [Send Again](#)

Locate it and follow the instructions to complete the registration process.



Complete Registration

Hi Sample Parent,

An account has been created for you with Region 9 Education Service Center by an administrator.

Your action is required to set up a password for your new login ID of on [esc9.catalog.instructure.com](#).

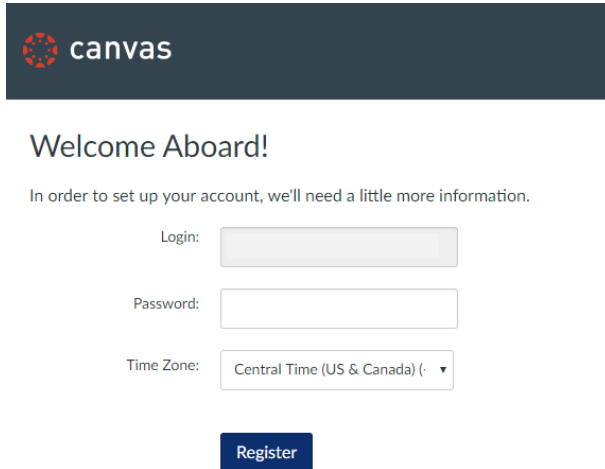
[Click here now to finish the registration process](#)

Keep learning,

Region 9 Education Service Center

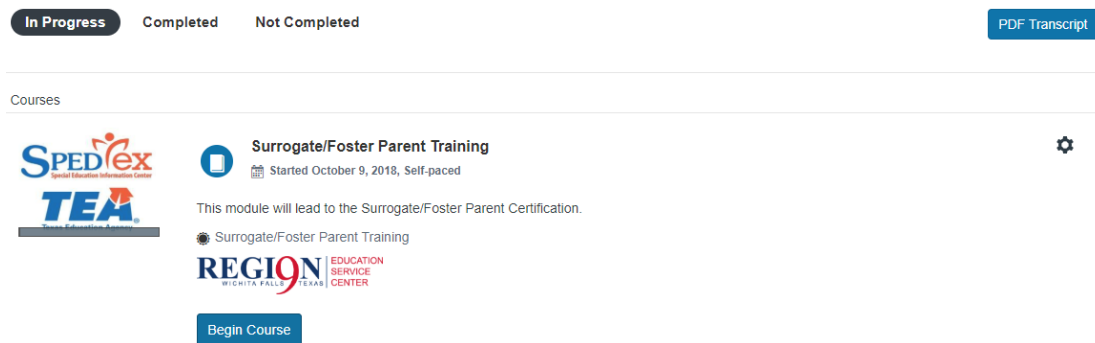
[COMPLETE REGISTRATION](#)

5. Enter a password for your Canvas account and then click [Register](#). Be sure to save login information for future access of the course.




The registration form is titled "Welcome Aboard!" and includes a sub-header "In order to set up your account, we'll need a little more information." It contains three input fields: "Login:" (a greyed-out text box), "Password:" (a white text box), and "Time Zone:" (a dropdown menu currently set to "Central Time (US & Canada)"). A blue "Register" button is positioned below the fields.

6. Begin the course.



This section shows course progress filters: "In Progress" (selected), "Completed", and "Not Completed". A "PDF Transcript" button is on the right. Below, the "Courses" list features "Surrogate/Foster Parent Training" with a "Begin Course" button. The course description states it leads to certification and lists logos for SPEDtex, TEA, and REGION 9 Education Service Center.

7. You may return to the dashboard when needed to access the course. Select the Surrogate/Foster Parent Training Course.



The dashboard interface shows a vertical navigation menu on the left with icons for Account, Dashboard, Courses, Calendar, Inbox, and Help. A red arrow points to the "Dashboard" icon. The main content area displays a red header and a card for "Surrogate/Foster Parent Training S&FPT", with another red arrow pointing to the card.

8. If you have any special needs in accessing this module, please notify your school district and/or your region's Education Service Center.

▼ Accessibility Statement

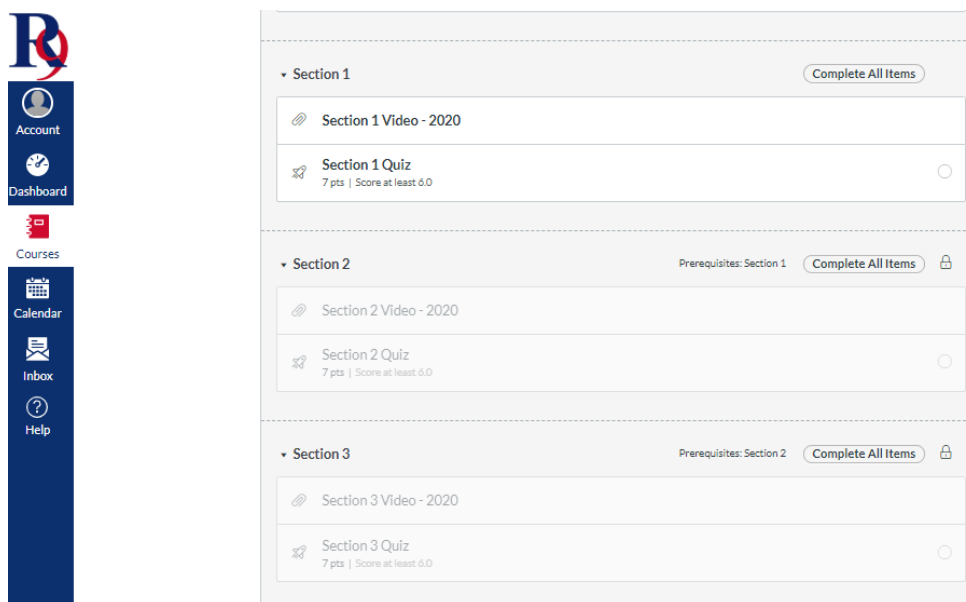
If you have any special needs in accessing this module, please notify your school district and/or the School, Family & Community Engagement (SFCE) Network Designee at your region's Education Service Center.

 [SFCE Designee & Region Map](#)

9. There are four sections of this training.

You must view the video and then complete the quiz in each section. Mastery levels are stated on each section's test. A total of three attempts is allowable per section to obtain mastery.

The module will guide you through the progression.



The screenshot displays a Canvas LMS interface. On the left is a dark blue sidebar with a navigation menu containing icons and labels for Account, Dashboard, Courses, Calendar, Inbox, and Help. The main content area shows a list of sections:

- Section 1** (Complete All Items)
 - Section 1 Video - 2020
 - Section 1 Quiz (7 pts | Score at least 6.0)
- Section 2** (Prerequisites: Section 1, Complete All Items, lock icon)
 - Section 2 Video - 2020
 - Section 2 Quiz (7 pts | Score at least 6.0)
- Section 3** (Prerequisites: Section 2, Complete All Items, lock icon)
 - Section 3 Video - 2020
 - Section 3 Quiz (7 pts | Score at least 6.0)

10. Should you have questions, please contact paula.perkins@esc9.net.

11. Upon successful completion of all sections and quizzes, a certificate of completion will be generated. You may access your certificate while logged into your Canvas account. Use the left side bar to click [Dashboard](#).



Dashboard

- Account
- Dashboard
- Courses
- Calendar
- Inbox
- Help




Surrogate/Foster Parent Training
S&FPT

Download Print Folder

Select [Completed](#) courses and then click [Download](#) to print the certificate.

In Progress **Completed** Not Completed PDF Transcript

Courses



Surrogate/Foster Parent Training Started Oct 9, 2018 - Completed October 29, 2018

This module will lead to the Surrogate/Foster Parent Certification.

Surrogate/Foster Parent Training | [View](#) | [Download](#)

[Review Course](#)